

PORT SHORTS

film festival



ESTABLISHING SHOT
SHOW THE AUDIENCE WHERE YOUR ACTION TAKES PLACE BY ESTABLISHING YOUR SETTING.

"TITLE CARD"



SOMETIMES A "TITLE CARD" IS GOOD TO USE. IT TELLS YOUR AUDIENCE WHAT THEY ARE ABOUT TO SEE.



A "MEDIUM CLOSE-UP" SHOT COMMUNICATES GESTURES, BROAD EXPRESSIONS AND ACTION FRAMED WITHIN CLOSE LIMITS.



A "TWO SHOT" IS AN IMAGE THAT INCLUDES TWO CHARACTERS. IT IS USED TO COMMUNICATE INFORMATION REGARDING THEIR INTERACTION.




MEDIUM/MID-RANGE SHOTS

MID-RANGE SHOTS ARE USED TO COMMUNICATE ACTION AND INTERACTIONS OF CHARACTERS. (SHOWS ONLY LITTLE BACKGROUND WHILE LEAVING ENOUGH ROOM FOR THE ACTION TO TAKE PLACE.)



OVER THE SHOULDER SHOTS

ARE USED TO DRAW YOUR AUDIENCE INTO THE ACTION... AS IF THE AUDIENCE WAS IN THE SHOT WITH THE CHARACTERS.



"EXTREME CLOSE UPS"

FOCUS ATTENTION!
THEY CAN ALSO BE DRAMATIC AND SHOW STRONG EMOTIONAL IMPACT!



WHEN YOU'RE FILMING SOMEONE SPEAKING - BE SURE TO FILM **WHOLE SENTENCES!**

IT'S GOOD TO WAIT ABOUT 5 TO 7 SECONDS AFTER A PERSON FINISHES A THOUGHT... JUST IN CASE THEY HAVE MORE TO SAY!

TRANSITIONS & THEIR MEANING

JUMP CUTS




TRY TO STAY AWAY FROM "JUMP CUTS", A QUICK CHANGE OF PERSPECTIVE, OR CAMERA ANGLES, OR FRAME SIZE FROM ONE SHOT TO ANOTHER WHEN THE SUBJECT IS THE SAME.

THINGS TO REMEMBER BEFORE YOU BEGIN




ARE YOU IN FOCUS?



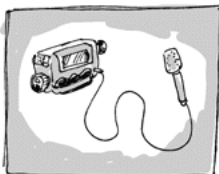
IS THE FRAME SIZE CORRECT FOR THE ACTION IN THE SCENE?



BATTERIES FULLY CHARGED?



VIDEO TAPE IN THE CAMERA?



DO YOU NEED AN EXTERNAL MIC?



KEEP THE CAMERA STABLE!
DON'T CUT OFF HEADS!



TRY USING A "CUT AWAY" SHOT IN BETWEEN - TO MAINTAIN CONTINUITY.

For more information
visit our website at www.portshorts.com
Information from www.apple.com

